



Supplying Rights of Way since 1990



Established in 1990 Centrewire continues to be the UK's leading supplier of specialist gates for Rights of Way. We continue to sustain our well established process of designing and developing innovative new products to continually meet the changing demands of all user groups who access the countryside.

ORDERING FROM CENTREWIRE

All purchase orders are required in writing, by post or email. Please include on the purchase order the following information:

Full details of the products required.

Invoicing and delivery details - address, with postcode, contact name and telephone number.

We accept authorised purchase orders from all local authorities, government organisations and registered charities.

PLEASE NOTE THAT ALL PRICES EXCLUDE DELIVERY AND VAT

For all other customers we accept all major debit/credit cards, payment by BACS transfer or we can issue a Pro-forma invoice.

DELIVERIES FROM CENTREWIRE

We offer a nationwide chargeable delivery service. Alternatively customers may collect from our depot in Longton, Stoke-on-Trent by prior arrangement.

Every delivery will require the assistance of the purchaser in off-loading, as many of our gates are heavy.

Any special delivery arrangements, including height or width restrictions must be noted on all purchase orders.

NOTE - ATTEMPTED DELIVERIES ARE CHARGEABLE.

SALES ADVICE

TEL: 01782 339348

sales@centrewire.com

ACCOUNTS

TEL: 01782 339348

accounts@centrewire.com

BY POST

Centrewire Ltd

Mossfield Road, Adderley Green
Stoke-On-Trent, ST3 5BW

Contents

04 Pedestrian Gates

Milton Keynes 2 Way.....	04
Aston 2 Way.....	05
Denstone 2 Way.....	05
Marlow.....	06
Stratford.....	06
Aston 1 Way.....	07
Denstone 1 Way.....	07

08 Bridle Gates

Worcester 2Way.....	08
Chiltern 2 Way.....	09
Denstone 2 Way.....	09
Henley 2 Way.....	10
HD Horse Friendly Barrier.....	10
Henley 1 Way.....	11
Chiltern 1 Way.....	11

12 Kissing Gates

Woodstock Range.....	12
Stonor.....	14
Cambridge.....	14
Oxford Range.....	15
Braemer Deer Gate.....	16

17 Barriers

Inhibitor.....	17
Rectangular Barrier.....	18
Triangular Barrier.....	18
Hingless Barrier.....	19
Height Restrictor.....	19
Bollards.....	20
Footpath Barrier.....	21
Mossfield Gate.....	21

22 2 in 1 Combination

Bristol.....	22
York 2 in 1.....	23

24 Hinges/Latches

Self-closing Hinges.....	24
Easy Latches.....	25
Alternative Gate Fittings.....	26
Traditional Gate Fittings.....	27

28 Timber/Stiles Products

Timber Gates.....	28
Timber Posts.....	28
Ground Socket.....	28
Icknield Stile.....	28
Stand a lone Dogway.....	28

29 Recycled Plastic

Eastmoor Furniture.....	29
-------------------------	----

30 Fencing

County Mesh.....	30
Estate Fencing.....	31

NEW Improved Handle Visibility

As part of the revisions to improve gate accessibility you will note that the latch and catch parts of a gate that need to be operated in order to open it are now painted RAL 1021 Yellow. This colour shade is used to assist in identifying which parts are used to open a gate (especially useful for people that are visually impaired) and also show the options to open the gate using either the handle or being able to lift the auto latch pawl instead.

BS5709:2018 FOR GAPS, GATES AND STILES

Following the Gate trials of 2015 undertaken by Natural England in partnership the BHS at Askham Bryan Agricultural College in York, the opportunity was also taken to review the BS 5709 which last saw a major review in 2006.

Reflecting the needs of a wide range of gate users wishing to access the countryside more independently, several design adaptations based on existing standards were tested and a review of the standard was based on the comprehensive findings of the trials report. Key changes include a minimum of 8 seconds closing speed for bridle gates and moving parts for latches and catches are now yellow making them more identifiable to the visually impaired, also latch spring resistance has been lightened. The minimum clear opening for pedestrian gates has been increased from 1000mm to 1100mm.

The British Standard continues to be the definitive national standard for councils across the UK.

PLEASE SEE OUR WEBSITE FOR PDF DOWNLOAD.

Key Reference



Access for pedestrians.



Access for pedestrians with dogs.



Access for horse riders.



Access for large mobility vehicles and large three wheeled cross country baby buggies.



Access for medium mobility vehicles - wheelchairs and pushchairs.



Access for mobility vehicles by use of a radar key.



Complies with specifications in BS5709:2018 for Gaps, Gates and Stiles.

Pedestrian and Mobility Access Gates

Two-way Gates

Two-way gates provide the best access for all because users can pass through in a forward direction from both sides. This particularly benefits users of mobility vehicles as it avoids the awkward manoeuvring associated with one-way gates and kissing gates.

Two-way gates provide the least restrictive option for footpaths and bridleways where a simple gap cannot be used. Where stock control is required the gates can be self-closing from both sides and additional security can be provided by means of a double 'refuge'.



Milton Keynes - 2 Way



Installed Height 1200mm, o/a post to post 1700mm,
Gate leaf 1200mm wide x 1143mm high

LE F010 2004 03	Galv only	£298.00
-----------------	-----------	---------

Position of handle allows disabled ramblers to open the gate even more easily.

Galvanized steel mesh gate with integral H-Frame posts, two-way self-closing gate system, low easy latch, integral gate stops.

The EASY LATCH and self-closing two-way gate system enables this gate to be simply opened in either direction by pedestrian or users with mobility vehicles. The standard gate closing speed (approx. 3 seconds) from fully open is very positive to take account of high winds or overgrown vegetation etc.

A stockproof handle is available to replace the easy latch handle for an extra **£34.00**



Aston Gate - 2 Way

New gate design is stronger and more suitable for users of mobility vehicles due to the extra strength of the bottom two rails.

The two-way catch together with the EASY LATCH and the 180 degree self-closing gate system makes this gate ideal for users of mobility vehicles. Pedestrians will also find the EASY LATCH particularly simple to operate, and the option of the gate end striker provides a simpler system.

A stock proof handle is available to replace the normal EASY LATCH handle for an extra cost. **£34.00**

Kit comprises of -

Timber gate leaf, 2 x posts

2 way EASY LATCH with trombone handle (as standard)
180 degree hinge kit



Installed Height 1200mm, o/a post to post 1700mm,
Gate leaf 1500mm wide x 1143mm high

XX F010 0110 04	Easy Latch option	£356.00
-----------------	-------------------	---------



Denstone - 2 Way

Available in either a pedestrian width (1200mm) or as a bridle gate (1600mm)

The Denstone gate offers all the pleasing aesthetic benefits of a timber gate especially when installed in more rural locations but includes all the benefits of a durable steel H frame. When the gate is installed in a line of post and rail fence the galvanised posts visually blend in

The galvanised H frame will ensure a considerably longer life for the posts and the gate will always remain in correct alignment to further ensure reliability of the offset self closing hinges.

In years to come instead of having to replace both the posts and gate, only a new gate would be needed to be bolted to the hinges rather than having to knock out old posts as well. This has the benefit of less labour and material required to renew a gate so therefore is much cheaper to maintain in the longer term.

A stock proof handle is available to replace the normal EASY LATCH handle for an extra cost. **£34.00**



Installed Height 1200mm o/a post to post 1545mm,
Gate leaf 1200mm wide x 1200mm high

LE F010 2000 00	2 Way -1200mm	£539.00
-----------------	---------------	---------

Installed Height 1200mm o/a post to post 1945mm,
Gate leaf 1600mm wide x 1200mm high

LE F010 2000 00	2 Way -1600mm	£556.00
-----------------	---------------	---------

Marlow Gate - 1 Way



Installed Height 1000-1100mm, o/a post to post 1300mm,
Gate leaf 1000mm wide x 1143mm high

LE F010 2002 01	1000mm - Galv	£213.00
-----------------	---------------	---------

Installed Height 1000-1100mm, o/a post to post 1500mm,
Gate leaf 1200mm wide x 1143mm high

LE F010 2002 02	1200mm - Galv only	£237.00
-----------------	--------------------	---------

Key features are extra strong hinge system combats vandalism along with with a heavy duty galvanized mesh gate with integral H-Frame posts, self-closing gate system and auto latch.

The H-Frame system also provides permanent alignment of latch and gate and is also simple to install. Heavy duty gate makes it suitable in areas of heavy usage. Positive self-closing gate system and auto latch ensures that the gate is stockproof in both directions.

Opposite handed gates are available, made to order for an additional **£15.00**.

Stratford Gate - 1 Way



Installed Height 1000-1100mm, o/a post to post 950mm,
Gate leaf 700mm wide x 1143mm high

LE F010 2002 33	Galv only	£186.00
-----------------	-----------	---------

Comprising of galvanized steel meshed gate, integral H-Frame posts, self-closing gate system, integral gate stop and auto catch.

Designed as a narrow and lightweight gate, the Stratford provides good access for pedestrians but not for large mobility vehicles. The narrow width deters horse riders. The H-Frame construction makes installation simple and gives permanent alignment to the gate. The design is appropriate where space is at a premium or an economic solution is required.

Opposite handed gates are available, made to order for an additional **£15.00**.



Aston Gate - 1 Way

New gate design is stronger and more suitable for users of mobility vehicles due to the extra strength of the bottom two rails. The trombone handle provides easier access for all and is supplied as standard.

EASY LATCH and 90 degree self-closing gate system makes this gate ideal for all users. A gate stop can be incorporated into the hinge system to ensure the gate cannot be left open (not included) phone for details. This gate is particularly suitable for country parks and circular walks.

A stock proof handle is available to replace the normal EASY LATCH handle for an extra cost. **£34.00**

Kit comprises of -

Timber gate leaf, 2 x posts

1 way EASY LATCH with trombone handle (as standard)

90 degree hinge kit



Installed Height 1200mm, o/a post to post 1500mm,
Gate leaf 1200mm wide x 1200mm high

XX F010 0110 01	Gate Kit Complete	£284.00
-----------------	-------------------	---------



Denstone - 1 Way

Available in either a pedestrian width (1200mm) or as a bridle gate (1600mm)

The Denstone gate offers all the pleasing aesthetic benefits of a timber gate especially when installed in more rural locations but includes all the benefits of a durable steel H frame. When the gate is installed in a line of post and rail fence the galvanised posts visually blend in.

The galvanised H frame will ensure a considerably longer life for the posts and the gate will always remain in correct alignment to further ensure reliability of the offset self closing hinges.

In years to come instead of having to replace both the posts and gate, only a new gate would be needed to be bolted to the hinges rather than having to knock out old posts as well. This has the benefit of less labour and material required to renew a gate so therefore is much cheaper to maintain in the longer term.

A stock proof handle is available to replace the normal EASY LATCH handle for an extra cost. **£34.00**



Installed Height 1200mm o/a post to post 1545mm,
Gate leaf 1200mm wide x 1200mm high

LE F010 2000 00	1 Way -1200mm	£492.00
-----------------	---------------	---------

Installed Height 1200mm o/a post to post 1945mm,
Gate leaf 1600mm wide x 1200mm high

LE F010 2000 00	1 Way -1600mm	£508.00
-----------------	---------------	---------

Bridle and Horse Access Gates

Bridle Gates

Available in timber or mild steel form, all our bridle gates are self-closing by means of an off set hinge arrangement for greater reliability with the added benefit of being virtually maintenance free.

Supplied in either one-way or two-way opening, a stockproof handle can be supplied for additional security on the two-way closing gates where stock is situated on both sides of the gate.



Worcester - 2 Way



Variable Self-closing Speed

Installed Height 1375mm o/a post to post 1854mm
Gate leaf 1605mm wide x 1145mm high

XX F010 2008 01	2-Way Galv only	£731.00
XX F010 2008 11	1-Way Galv only	£647.00

Taking the highly successful Chiltern Bridle gate and introducing the tried and tested Prosafe self-closing mechanism, the ground breaking 'Worcester' design has the major additional benefits of a wider scope of closing speeds to suit all local conditions. In addition, the latching process is much quieter as a result of the hydraulic action.

Also available as a one-way

Can also be supplied as a pedestrian (1200mm) gate leaf also with anti-vandal fittings.



Prosafe hydraulic mechanism enclosed within an anti-vandal casing.



Chiltern - 2 Way

Galvanised steel meshed gate, integral posts. Two way self closing gate system, EASY LATCH, integral gate stop.

H-Frame system provides permanent alignment of latch and gate and is also simple to install. EASY LATCH and self closing gate system enables the gate to be easily opened from horseback.

The two way opening system allows all users to go through the gates in either direction without having to back up. The controlled speed closing option allows the gate to take up to 6 seconds to close according to local conditions and requirements, and should be set accordingly on installation.

A stock proof handle is available to replace the normal EASY LATCH handle for an extra cost. **£34.00**



Installed Height 1200mm, o/a post to post 1800mm,
Gate leaf 1500mm wide x 1143mm high

LE F010 2003 04	Galv only	£374.00
-----------------	-----------	---------



Denstone - 2 Way

Available in either a pedestrian width (1200mm) or as a bridle gate (1600mm)

The Denstone gate offers all the pleasing aesthetic benefits of a timber gate especially when installed in more rural locations but includes all the benefits of a durable steel H frame. When the gate is installed in a line of post and rail fence the galvanised posts visually blend in

The galvanised H frame will ensure a considerably longer life for the posts and the gate will always remain in correct alignment to further ensure reliability of the offset self closing hinges.

In years to come instead of having to replace both the posts and gate, only a new gate would be needed to be bolted to the hinges rather than having to knock out old posts as well. This has the benefit of less labour and material required to renew a gate so therefore is much cheaper to maintain in the longer term.

A stock proof handle is available to replace the normal EASY LATCH handle for an extra cost. **£34.00**



Installed Height 1200mm o/a post to post 1545mm,
Gate leaf 1200mm wide x 1200mm high

LE F010 2000 00	2 Way -1200mm	£539.00
-----------------	---------------	---------

Installed Height 1200mm o/a post to post 1945mm,
Gate leaf 1600mm wide x 1200mm high

LE F010 2000 00	2 Way -1600mm	£556.00
-----------------	---------------	---------



Installed Height 1200mm, o/a post to post 2100mm,
Gate leaf 1600mm wide x 1200mm high

XX F010 0112 04	Gate Kit Complete	£372.00
-----------------	-------------------	---------

Gate design is stronger and more suitable for users of mobility vehicles. The trombone handle provides easier access for all, including horse riders.

The gate has two latch systems. The two-way catch is particularly helpful to users of mobility vehicles and pedestrians. The EASY LATCH fitted with the handle extending above the top of the gate enables the gate to be opened easily from horseback. The two-way operation avoids the need for backing up in either direction.

A stock proof handle is available to replace the normal EASY LATCH handle for an extra cost. **£34.00**

Kit comprises of -
Timber gate leaf , 2 x posts
2 way EASY LATCH with trombone handle (as standard)
180 degree hinge kit

Heavy Duty Horse Friendly Barrier



Padlock Box
(supplied with Slam Post)

Manufactured from 100mm x 50mm RHS, and hot dipped galvanized after manufacture. The PADLOCK SECURITY BOX system is incorporated into the slam post thus allowing the barrier to be used either left or right handed.

The design has been changed to suit the requirements of BS 5709:2018 and has a wider gap in the middle at 1500mm. Additional timber cladding has also been added

Gate Leaf		
LE F010 2021 20	3600mm gate leaf	£731.00
LE F010 2021 21	4200mm gate leaf	£789.00
LE F010 2021 22	4800mm gate leaf	£853.00

Posts		
LE F010 2083 15	150mm SHS Hang Post	£177.00
LE F010 2083 31	150mm SHS Slam Post	£213.00

The design is not suitable over hard surfaces, e.g. concrete or tarmac.



Henley - 1 Way

New gate design is stronger and more suitable for users of mobility vehicles. The trombone handle provides easier access for all, including horse riders.

EASY LATCH and 90 degree self-closing gate system enables the gate to be easily opened from horseback. The appearance of this gate makes it widely selected for sensitive landscape situations or where there is a strong preference for timber.

A stock proof handle is available to replace the normal EASY LATCH handle for an extra cost. **£34.00**

Kit comprises of -

Timber gate leaf, 2 x posts
1 way EASY LATCH with trombone handle
(as standard)
90 degree hinge kit



Installed Height 1200mm, o/a post to post 1900mm,
Gate leaf 1600mm wide x 1200mm high

XX F010 0112 01	Gate Kit Complete	£296.00
-----------------	-------------------	---------



Chiltern - 1 Way

Galvanised steel mesh gate, integral H-frame, self closing gate system, EASY LATCH.

H-Frame system provides permanent alignment of latch and gate and also simple to install. EASY LATCH and self closing gate system enables the gate to be easily opened from horseback.

An optional gate stop can be attached to the frame to ensure the gate self closes. Extra charge £6.00

An extra handle is provided so the gate can be converted to a Milton Keynes gate if required.



Installed Height 1200mm, o/a post to post 1800mm,
Gate leaf 1500mm wide x 1143mm high

XX F010 2005 03	Galv only	£296.00
-----------------	-----------	---------

A stock proof handle is available to replace the normal EASY LATCH handle for an extra cost. **£34.00.**

Kissing Gates

The kissing gate is used in situations where a gate is not a suitable solution. If there are stock related issues the kissing gate would be a good alternative.

Centrewire offer two ranges of kissing gates in both galvanized and timber.

The Woodstock, Cambridge galvanized range and Oxford timber kissing gates are available in three sizes:- Pedestrian, Medium Mobility and Large Mobility.



Woodstock - Large Mobility



Galvanized steel hoops, Marlow heavy duty galvanized meshed gate with integral H-Frame posts, self-closing gate system and RADLOCK latch system, auto latch.

The heavy duty gate is stockproof in both directions. A non self-closing gate is available if stock is not involved. The gate operates in two modes

(A) as a kissing gate.

(B) with release of the sliding latch by use of a RADAR key - the gate maybe opened beyond the normal closing point allowing large mobility vehicles and some path maintenance equipment to pass through. The design inhibits the passage of motorbikes.

Opposite handed Version is available, made to order for an additional **£20.00**.

Installed Height 1100mm-1200mm,
In the fenceline 2600mm, width across the hoops 1700mm

XX F010 0215 47	Plain Hoops Galv only	£551.00
-----------------	-----------------------	---------

Installed Height 1100mm-1200mm,
In the fenceline 2600mm, width across the hoops 1700mm

XX F010 0215 39	Meshed Hoops Galv only	£620.00
-----------------	------------------------	---------



Woodstock - Medium Mobility

Galvanized steel hoops, Marlow heavy duty galvanized mesh gate with integral H-Frame posts, self-closing gate system and auto catch.

Heavy duty gate is stockproof in both directions. Large circular hoops allow easy manual wheelchair and standard pushchair access. Gate and hoops are easy to install. This design inhibits the passage of motorbikes. The use of steel in this design enables very heavy usage with little or no maintenance.



Installed Height 1100mm-1200mm,
In the feneline 2600mm, width across the hoops 1700mm

XX F010 0215 46	Plain Hoops Galv only	£421.00
-----------------	-----------------------	---------

Installed Height 1100mm-1200mm,
In the feneline 2600mm, width across the hoops 1700mm

XX F010 0215 38	Meshed Hoops Galv only	£489.00
-----------------	------------------------	---------



Woodstock - Pedestrian

Galvanized steel hoops, Marlow heavy duty galvanized mesh gate with integral H-Frame posts, self-closing gate system and auto catch.

Heavy duty gate is fully stockproof in both directions. Gate and hoops are easy to install. The Woodstock gate has been developed for situations where the requirement to retain stock on both sides is paramount. Its design will also accommodate heavy usage.



Installed Height 1100mm-1200mm,
In the feneline 2000mm, width across the hoops 1200mm

XX F010 0215 03	Plain Hoops Galv only	£360.00
-----------------	-----------------------	---------

Installed Height 1100mm-1200mm,
In the feneline 2000mm, width across the hoops 1200mm

XX F010 0215 08	Meshed Hoops Galv only	£408.00
-----------------	------------------------	---------

Opposite handed version is available, made to order for an additional **£20.00**.



Galvanized steel hoops, Stratford meshed gate with integral H-Frame posts, self-closing gate system and auto catch.

H-Frame provides rigidity and ease of installation. Galvanized finish gives long life and can be painted. The gate self closes and latches automatically. This design is based on the highly successful Woodstock but has been developed for sites where space is limited.

Installed Height 1100-1200mm ,
In the fenceline 1700mm, width across the hoops 1200mm

XX F010 0216 03	Plain Hoops Galv only	£330.00
-----------------	-----------------------	---------

Installed Height 1100-1200mm ,
In the fenceline 1700mm, width across the hoops 1200mm

XX F010 0216 08	Meshed Hoops Galv only	£378.00
-----------------	------------------------	---------

Opposite handed version is available, made to order for an additional **£20.00**





Oxford - Pedestrian

Gate design provides greater strength and durability.

Rounded kissing posts are smooth to the touch. The posts and morticed rails give an attractive and professional appearance. Twin posts at the apex provide more space and greater flexibility in the layout. The appearance of this gate makes it widely selected for sensitive landscape situations or where there is a strong preference for timber.

Kit comprises of -

Timber gate leaf 1000mm
1 x post
4 x morticed round posts
6 x timber rails
45 degree hinge kit
1 x D Loop



Installed Height 1000 - 1200mm,
Length in the fenceline 2300mm, width 1400mm

XX F010 0113 01	Kissing Gate Kit	£312.00
-----------------	------------------	---------



Oxford - Medium Mobility

Gate design provides greater strength and durability.

Rounded kissing posts are smooth to the touch. The posts and morticed rails give an attractive and professional appearance. Layout of posts provides some flexibility on site. The kissing gate will allow access for the large pushchairs and a large mobility vehicles for disabled ramblers.

Kit comprises of -

Timber gate leaf 1200mm
1 x post
6 x morticed round posts
9 x timber rails
45 degree hinge kit
D loop



Installed Height 1000-1200mm,
Length in the fenceline 2750mm, width 1600mm

XX F010 0113 02	Kissing Gate Kit	£398.00
-----------------	------------------	---------

Oxford - Large



Installed Height 1000-1200mm,
Length in the fenceline 3050mm, width 1600mm

XX F010 0113 03	Gate Kit Complete	£403.00
-----------------	-------------------	---------

Gate design provides greater strength and durability.

Rounded kissing posts are smooth to the touch. The posts and morticed rails give an attractive and professional appearance. Layout of posts provides some flexibility on site. The kissing gate will allow access for the large pushchairs and a large mobility vehicles for disabled ramblers.

- Kit comprises of -**
- Timber gate leaf 1200mm
 - 1 x post
 - 6 x morticed round posts
 - 9 x timber rails
 - 45 degree hinge kit
 - D loop

Braemar Deer Gate



Installed Height 1900mm, o/a post to post 1925mm,
Gate leaf 1570mm wide x 1800mm high

LE F010 2000 00	Galv only	£672.00
-----------------	-----------	---------

Based on the Chiltern 2 way bridle gate design but for use in deer fence lines and is suitable for forestry and parkland locations.

Please note - this item is made to order.

Where a more robust security solution is needed, one of our ranges of heavy duty barriers will fit the bill.

Available in either triangular or rectangular options, all the barriers come with a PADLOCK SECURITY BOX on the slam posts as standard to protect your padlock and prevent it being attacked with bolt croppers. The barriers are also available in a hingless format which allows greater security.



Motorbike Inhibitor



Two galvanized tubular panels partly sheeted.

This design has been tested and proved to inhibit motorbikes whilst allowing access to pedestrians and users of most sizes of mobility vehicles.

It is recommended that local users and disabled ramblers are consulted about the siting and the gap that is most suited to them. All mobility users require a level and hard surface through the barrier.

Height 2240mm, width - 965mm at base, 565mm at the top		
XX F010 2030 09	Galv only	£401.00

Heavy Duty Rectangular Vehicle Barrier

Manufactured from 100mm x 50mm RHS, and hot dipped galvanized after manufacture.

The PADLOCK SECURITY BOX System is incorporated into the slam post thus allowing the barrier to be used either left or right handed.



Padlock box



Gate leaf			Posts		
LE F010 2016 71	3600mm gate leaf	£432.00	XX F010 2083 15	150 x 150 Hang post	£177.00
LE F010 2016 72	4200mm gate leaf	£478.00	LE F010 2083 31	150 x 150 Slam post	£213.00
LE F010 2016 73	4800mm gate leaf	£523.00			

Heavy Duty Triangular Vehicle Barrier

Manufactured from 100mm x 50mm RHS, and hot dipped galvanized after manufacture.

The PADLOCK SECURITY BOX system is incorporated into the slam post thus allowing the barrier to be used either left or right handed.



Padlock box



Gate leaf			Posts		
LE F010 2016 54	3600mm gate leaf	£421.00	XX F010 2083 15	150 x 150 Hang post	£177.00
LE F010 2016 56	4200mm gate leaf	£452.00	LE F010 2083 31	150 x 150 Slam post	£213.00

Additional Slam Post (extra cost)

Hingless Barrier



Offering all the security features of a rectangular or triangular Barrier gate manufactured from 100 x 50 RHS but with the addition of a 'hingless' opening system making the gate even less susceptible to vandalism.



Padlock box

Additional requirement -
LE F010 2083 31 - 150mm x 150mm slam post
£213.00 to be added to the below prices.

Rectangular Gate Leaf			Triangular Gate Leaf		
LE F010 2000 00	3000mm gate leaf		LE F010 2000 00	3000mm gate leaf	
LE F010 2000 00	3600mm gate leaf		LE F010 2000 00	3600mm gate leaf	
LE F010 2000 00	4200mm gate leaf		LE F010 2000 00	4200mm gate leaf	

Height Restrictor




Manufactured from 100mm x 50mm RHS, and hot dipped galvanized after manufacture. Posts used are 150 x 150mm.

PADLOCK SECURITY BOXES are incorporated into both barriers. The top barrier is normally installed to give a restricted height of 2000mm.

Kit comprises of
Height Restrictor barrier
Vehicle barrier
150mm hang and slam post

Height - 2000mm, width 3000mm - 6100mm		
LE F010 2000 00	3600mm gate	
LE F010 2000 00	4200mm gate	
LE F010 2000 00	4800mm gate	
LE F010 2000 00	6100mm gate	

Bollards



Height options when raised A=350-400 to suit 'Kent carriage gap'
B=600mm at full height
C=retracted height 170mm.

A strong and effective system to prevent unwanted vehicular access whilst enabling simple operation by authorised users.
Padlock not supplied



60.3mm dia, 900mm overall length, root fixed or base plated

114.3mm dia retractable bollard with steel ground socket			60.3mm dia, 900mm overall length, root fixed or base plated		
XX F010 2032 01	Retractable Bollard	£150.00	BF V015 2015 91	Drop Down Bollard	£74.00

Wardley - Steel		
		
900mm high above ground. 114mm diameter with one groove and steel gap. 1200mm overall length.		
900mm high above ground, 114mm diameter		
LE V010 2010 99	Steel Bollard Galv	£83.00

Useful Links		
www.ramblers.org.uk		
www.disabledramblers.co.uk		
www.pathsforall.org.uk		



The individual barriers can be used in a variety of configurations depending on the location. The barriers can be used to prevent vehicular access and also as a safety device where paths meet roads.

Height 1000mm out of ground, width 1000mm (barrier 1600mm)

XX F010 2035 10	Footpath Barrier Galv	£85.00
-----------------	-----------------------	--------

Mossfield Big Bar Gate



Shoot Bolt

LE F000 2147 10	3000mm gate	£128.00	Hanging Stile 50mm x 50mm box section Slam Stile 50mm x 25mm box section Top and Bottom rails 44.5mm Steel Tube Intermediate Rails 35mm Steel Tube Height 1143mm
LE F000 2147 12	3600mm gate	£140.00	
LE F000 2147 14	4200mm gate	£171. 00	

Hang Posts

Slam Posts

LE F017 2004 10	139mm hang post	£115.00	LE F017 2004 20	139mm Slotted slam post	£113.00
-----------------	-----------------	---------	-----------------	-------------------------	---------

2 in 1 Combination Gates

Bristol 2 in 1 gate allows pedestrians to be able to pass through the self-closing step gate, the field gate can remain closed or even locked if required.

An old idea applied to field gates. It is particularly suitable where there is insufficient room for separate field and kissing gate.

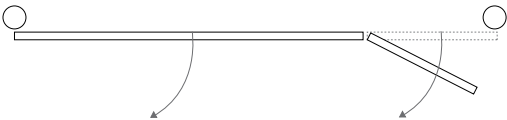


Bristol



Height 1200mm.
Integral step through gate - Height 950mm. Width 700mm.
Step over height 200mm.

STANDARD HAND GATE



OPPOSITE HAND GATE

Please note - this item is made to order.



Gate leaf			Posts		
LE F010 2015 40	3000mm gate leaf	£247.00	LE F010 2075 10	139mm dia CHS hang post	£114.00
LE F010 2015 41	3600mm gate leaf	£260.00	LE F010 2075 33	139mm dia CHS slam post	£113.00
LE F010 2015 43	4600mm gate leaf	£295.00	XX F010 2015	Gate Fitting one per gate	
			Opposite hand is available for an additional £20.00 .		

This design has been developed from the highly successful BRISTOL TWO IN ONE gate where access for all is required. The public access gate can be one-way or two-way opening and is self-closing.

Both pedestrian and bridle gate handles are provided. They are interchangeable.



York

Galvanized tubular steel field gate in two sections. The main section can be locked with a heavy duty drop bolt to prevent unwanted vehicle access while the section allowing public access is free to open. The complete gate as one unit will open as required.

Field gate installed height 1200mm. Width of public access section 1525mm.

3600mm one and two way gates are stock items other sizes are made to order

A stockproof handle is available to replace the normal EASY LATCH straight handle for an extra **£34.00**
If you order the timber post the following fittings will need ordering.
hook to bolt - £9.00 hook to drive - £4.50

One-way	Gate leaf		Two-way	Gate leaf		Posts		
XX F010 2040 22	3600mm	£360.00	XX F010 2042 21	3600mm	£429.00	LE F010 2075 10	139mm hang post	£115.00
2W catch (for 2W option gates) - £43.00 self-locking gate catch (for 1W option gates) - £10.00						LE F010 2080 52	100mm dia 2W slam	£137.00
						XX F010 2080 53	100mm dia 1W slam	£120.00
						BF F010 0101 24	175mm timber post	£40.00

Self-closing Hinge Kits (Timber)

Our specialised fittings are designed to allow timber gates to be opened easily from both side and to self close.

Self-closing gates are generally desirable on rights of way and we recommend offset hinges. They are virtually maintenance free and the gate closes every time. When gates are correctly installed using our fittings they will close even from 2" away. We have tested other traditional methods using weights and springs but found they are unsatisfactory. Springs usually fail after a short time in use and weights can pose a potential safety hazard to RoW users.



90 Degree Self-closing Gate Mechanism

Specifically designed for pedestrian and bridle gates opening one-way only and suitable for 150 x 150mm gates posts or larger.

Supplied as a complete kit comprising of offset double strap and lower adjustable hinge eye and post hinge hooks. Also included are all the necessary fixings to assemble the kit.

BF B102 4012 10	90 Degree self-closing gate mechanism	£41.00
-----------------	---------------------------------------	--------



180 Degree Self-closing Gate Mechanism

The offset hinge design enable a Two-way opening option for pedestrian and bridle gates. The kit is suitable for 175 x 175mm posts although it can be used on 150 x 150mm posts but will need packing out.

Supplied as a complete with top 'superhook' and hinge strap and lower double half pin hinge assembly with all fixings to attach the hinge system to the gate.

BF B102 4012 20	180 Degree self-closing gate mechanism	£52.00
-----------------	--	--------

Easy Latch Kits (Timber)

Our specialised latches operate in conjunction with the self-closing gate systems. They can be operated from both sides of the gate and are accessible at different heights to accommodate disabled ramblers, pedestrians and horse riders. These latches can also be used to upgrade on existing gates.

Straight handles were the original design and are still preferred by some horse riders. Trombone handles were developed to provide the easiest operation for all users particularly with mobility vehicles. Stockproof handles are more difficult for mobility vehicle users but provide greater stock security where horses or cattle are kept.

EASY LATCH for One-way Gate

The EASY LATCH for the one-way gate is supplied as a complete kit comprising of the spring latch assembly, self-locking catch, top retaining handle bracket and all the fixings needed to attach the EASY LATCH to a timber gate.

XX F010 0301 01	Straight Handle 1 Way EASY LATCH	£46.00
XX F010 0301 02	Trombone Handle 1 Way EASY LATCH	£50.00
XX F010 0301 03	Stockproof Handle 1 Way EASY LATCH	£76.00



EASY LATCH for Two-way Gate

The EASY LATCH mechanism can also be used on gates where a Two-way opening is required. The standard EASY LATCH kit is used together with a two-way self-locking catch assembly and curved guide plate. As with the standard EASY LATCH kit, there are three handle options.

XX F010 0301 06	Straight Handle 2 Way EASY LATCH	£89.00
XX F010 0301 07	Trombone Handle 2 Way EASY LATCH	£94.00
XX F010 0301 08	Stockproof Handle 2 Way EASY LATCH	£114.00



EASY LATCH 1 way - Steel

Supplied as a complete kit spring latch, bolt assembly, self-locking catch, top retaining handle bracket and all fixings need to attach the EASY LATCH to a steel gate.

XX F010 0301 10	Straight handle	£61.00
XX F010 0301 11	Stockproof handle	£95.00



Alternative Latches - Timber/Steel

2W Catch/Gate End Striker



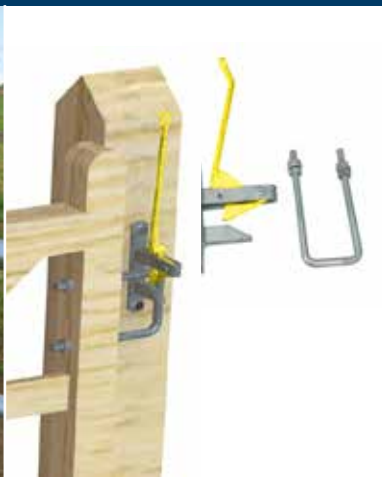
An alternative gate latch that can be used on footpaths only and is normally used in conjunction with a Two-way self-closing catch.

Stockproof Handle



These are available to fit onto timber or steel gates to replace either the straight or trombone handles and prevents cattle from accidentally opening the gate.

Handy Auto Latch



Facilitates opening from both sides of the gate.

BF B102 4004 01	2W Catch only	£43.00	BF B102 2003 50	Handle only	£34.00	BF B102 4029 35	Autocatch	£13.50
						BF B102 4029 52	Striker	£5.00

Odds and Ends

Marlow Gates (gate only)
(goes with Woodstock kissing gates)
1.0m - **£128.00** each c/w eyebolt/cone nuts
1.2m - **£139.00** each c/w eyebolt/cone nuts
1.2m - **£157.00** each c/w radlock/eyebolt/cone nuts
- self-closing
1.2m - **£137.00** each c/w radlock/eyebolt/cone nuts
- non self-closing

Locking Bar (for Large Woodstocks) - **£12.50** each

Bolt and cone set (set of 4) - **£5.00**
Super hooks to bolt - **£13.50** each

Self locking gate catch on box section - **£13.50** each

Adjustable hooks on plates
(as in 90 degree self-closing hinge kits)
- **£13.50** each

20mm cone nuts (provide additional security on steel gates)
- **£2.80** each

20mm eye bolts for field gates - **£2.00** each

Radar Padlock - **£38.00**
Butterfly Keys - **£5.00** each

Brackets for Dogway - **£2.90** each

Traditional Gate Fittings

HOOK TO DRIVE - 20mm Pin



Size - 8"
BF B102 4027 30 - £4.00

HOOK TO BOLT - 20mm Pin



Size - 13"
BF B102 4027 10 - £9.00

DOUBLE STRAP BANDS 2" x 1/4"



5" Eye on Corner
BF B102 4037 10 - £9.50

ADJUSTABLE BOTTOM GATE FITTING



For 20mm Pin
BF B102 4013 10 - £16.00

HOOKS TO PLATE - 20mm Pin



Size 4"
BF B102 4027 20 - £6.50

DOUBLE STRAP BANDS 2" x 1/4"



24" Straight Eye on Corner
BF B102 4037 20 - £13.00

ADJUSTABLE HINGE KIT (3" Gates) Pre-packed



Size - 24"
BF B102 4026 12 - £2600

SELF LOCKING GATE CATCH AND STRIKER



Striker only
BF B102 4029 50 - £5.00



Gate Catch only
BF B106 0060 00 - £10.00
Gate catch on box section
BF B106 0060 10 - £13.50

SPRING FASTENER SET Pre-packed



Galvanised
BF B102 4026 20 - £14.50



Timber Products

Timber Gates - 5 Rail/ Timber Posts Timber Socket



All our timber posts have a weather top finish and *extra strength bottom two rails*

Gates		
LE F010 0010 10	1000mm x 1100mm high	£124.00
LE F010 0010 12	1200mm x 1100mm high	£148.00
LE F010 0010 16	1600mm x 1100mm high	£163.00
Posts		
LE F010 0010 21	2100mm x 150 x 150mm	£27.00
LE F010 0101 24	2400mm x 175 x 175mm	£40.00



150 X 150mm		
XX F010 2033 01	Ground Socket	£110.00

150 x 150mm Galvanized steel ground socket with a cover plate and a padlockable pin.

To suit a 150 x 150 timber post. O/a socket into ground depth is 600mm.

The ground socket allows a timber bollard to be removed when required.

A protective cap is supplied for use when the bollard is not in place. (Timber post not supplied).

Stand-a-lone Dogway



Timber machined rounded morticed post, rails. Recycled plastic and timber dogway latch, galvanized steel brackets.

The handle for the latch is particularly easy to use from either side and latch is light to lift.

A stand-a-lone dogway is designed to fit in the fenceline along side a stile

Icknield Stile



Timber machined rounded morticed posts, rails, steps support integral dogway, latch & brackets. The hand posts provide essential help for less agile walkers and are comfortable to hold. Wide steps give stability. This traditional stile incorporates many features to make it as easy as possible to use. Longer steps make climbing the stile as easy as possible.

Height 1200mm, width post to post 500mm		
XX F010 0231 10	Dogway	£73.00

Height 800-900mm to top rail, length in fenceline 1300mm		
XX F010 0114 01	Stile only	£136.00
XX F010 0114 03	Stile and dogway	£184.00

Recycled Plastic Furniture

The Eastmoor range is a value for money leisure solution that sits well in any urban or rural location, supplied with a combination of recycled plastic slats and a metal frame.

Chip, crack, splinter proof and vandal resistant adds to the tough and durable qualities recycled plastic has to offer. Supplied in a flatpack form requiring minimum assembly - nuts and bolt (supplied) all component parts are of the highest quality to ensure the long life of the product.

Eastmoor Picnic Table



Seat Height - 445mm Width - 650mm
Table Height - 750mm Length - 1500mm

Standard Picnic Table

XX F010 3030 15	PPC finish	£421.00
-----------------	------------	---------

Wheelchair Accessible Picnic Table

XX F010 3030 19	PPC finish	£502.00
-----------------	------------	---------

Eastmoor Bench



Seat Height - 455mm
Width - 350mm
Length - 1500mm

XX F010 3036 18	PPC finish	£139.00
-----------------	------------	---------

Eastmoor Seat



Seat Height - 455mm
Seat Back Height - 742mm
Width - 350mm
Length - 1500mm

XX F010 3037 18	PPC finish	£180.00
-----------------	------------	---------

County Mesh C3 Fencing



Orders in excess of 200 mtrs
Please ring for best price

2000mm County Mesh System		2400mm County Mesh System	
Fencing/linear metre c/w post	£38.00	Fencing/linear metre c/w post	£41.50
Additional Post	£26.00	Additional Post	£29.00
Corner Post	£35.00	Corner Post	£40.00
1240mm SL Gate (between posts)	£604.00	1240mm SL Gate (between posts)	£659.00
4270mm DL Gate (between posts)	£1400.00/Pr	4270mm DL Gate (between posts)	£1574.00/Pr

A perimeter mesh system supplied ready coated to RAL 6005 Green.

The County Mesh C3 System is available ex stock and offers security whilst remaining unobtrusive especially in rural environments.

Available in either a 2000mm or 2400mm high. 60 x 60 SHS Posts are set at 3000mm nominal post centres and mesh is attached to panels by heavy duty tamper proof clamps c/w recessed bolt head.



A 1240mm wide SL Pedestrian, a 4270mm double leaf and 6270mm wide double leaf vehicle access gate are also available and all supplied with pad-lockable slide latches and drop bolts on the double leaf gates. Gates are supplied ready clad c/w hang and slam posts which also takes the fence line.

A continuous bar 5 rail fence system supplied loose in 5000mm long sections for erection on site. Supplied in a standard galvanized finish to BS EN ISO 1461.

Overall height is 1200mm comprising of a 20mm top horizontal rail and 4 lower RSF flat rails.

The components can be easily cut to length to suit fence runs. The posts are designed to 'push fit' into the ground. Additionally, the posts are slotted to accommodate slight changes in ground level. Vertical RSF posts are set in the ground at 1000mm intervals



XX T045 2010 51	Fencing/Linear mtr	£53.50	LE S350 2050 29	Tubular End Post	£62.00
XX T045 2050 51	Flat End Post	£42.00	LE S350 2050 39	Tubular Centre Post	£78.00

Single Leaf Gate

Single Leaf - 1200mm	£380.00
Single Leaf - 3000mm	£565.00



Double Leaf Gate

Double Leaf - 4000mm	£865.00
----------------------	---------





SALES ADVICE
TEL: 01782 339348
sales@centrewire.com

CENTREWIRE LTD
MOSSFIELD ROAD,
ADDERLEY GREEN
STOKE-ON-TRENT, ST3 5BW